

Feeding Frenzy - Help children discover how different whales feed

Equipment:

- Plastic tank (fish tank or similar)
- 2 plastic trays
- Towels
- Laminated fish x 20 (template overleaf)
- Lentils / pulses / rice as plankton
- Small sieve
- 2 small garden sticks (length about 1.5 x height of tank)
- Laminated orca picture and orca tooth (templates overleaf)
- Laminated blue whale picture and baleen (templates overleaf)
- Paper clips
- Waterproof glue
- Pictures of cetaceans and the different food they eat.

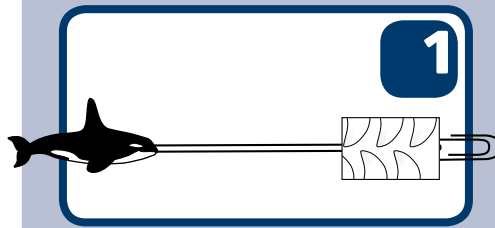


www.wdcs.org

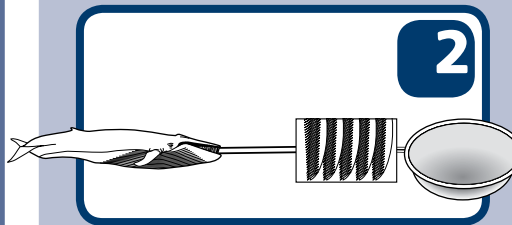
WDCS is the global voice for the protection of whales, dolphins and their environment

Registered Charity No: 1014705

Preparation:



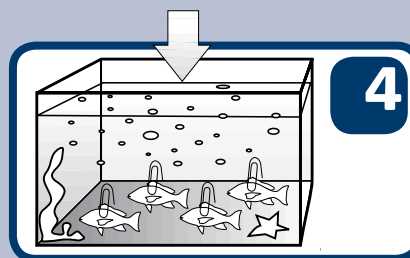
1 Attach a laminated orca picture to the top of a stick and a paper clip to the bottom, disguise the paper clip with a laminated picture of an orca tooth.



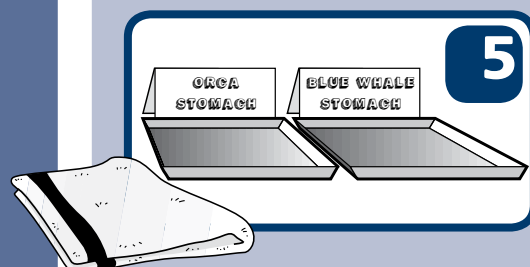
2 Attach a laminated blue whale picture to the top of a stick and a small sieve to the bottom. Attach a laminated picture of baleen.



3 Attach bent paper clips to the laminated fish to act as hooks.




4 Fill the tank with water, add the fish and plenty of plankton. You can enhance the tank to make it look like the ocean.



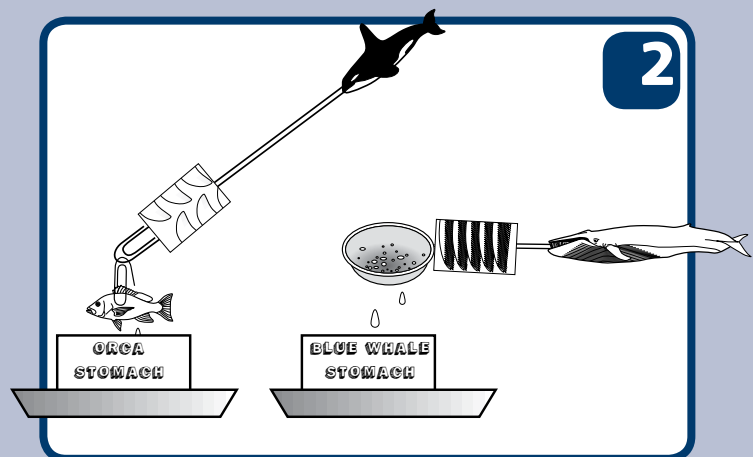
5 Place the 2 trays a short distance away and label them 'blue whale stomach' and 'orca stomach'. The area around the tank and between the tank and trays will get wet so cover with towels if necessary.

Templates



Instructions:

- Explain that some whales have baleen and feed by filtering (sieving) plankton from the water. Other cetaceans (whales and dolphins) have teeth and feed on larger animals such as fish.
- Use the pictures to work out which cetaceans have baleen and which have teeth. Also show pictures of food and decide if it is eaten with baleen or teeth.
- Let the children try being a blue whale and catching the plankton with the sieve, then being an orca and catching fish. This can be done in teams and timed to make it more exciting.



- When plankton and fish are caught they are transferred to the correct stomach trays.
- Children should find that the plankton is easy to catch but to fill up a whale they have to catch a lot of it, whereas the fish are much harder to catch but the orca needs less of them.
- A points system for each fish / a certain amount of plankton can be introduced. Use different types of prey for the orca worth different points (e.g. rays or seals) make the higher points prey more difficult to hook.